


Ken G.

Subscription Form Inside.

S.O.S. PUBLISHERS
21777 Ventura #203
Woodland Hills, CA 91364

Bulk Rate
U.S. Postage
Paid
Woodland Hills
CA
Permit NO. 891

POSTMASTER:
ADDRESS CORRECTION REQUESTED






TEX-COMP™



America's Number One TEXAS INSTRUMENTS dealer.

Proudly Introduces

THE SALE YOU WAITED FOR



Get a great computer and a great deal. Order software totaling \$99.95 or more from our big selection and get a brand new TI-99/4A Console for only

\$47.95 With software purchase
(Reg. 79.95)

+ Ship/Ins/Hand. *

TEX-COMP, the world's largest supplier of TI-99/4A equipment, has obtained a special purchase on the TI-99/4A console and is passing the savings on to you.

You can protect your investment with a back-up console or introduce your friends and relatives to the finest home computer ever produced—at the lowest price ever!

To qualify for this unheard of price, all you have to do is purchase TI software from our selection in this ad in an amount of \$99.95 or more and you can purchase the console at this low advertised price.

All consoles are brand new and packed with a power supply, RF modulator, user's reference manual and programming manual, as well as a 1-year TI factory warranty.

\$4.95

- PHM 3002 Early Learning Fun
- PHM 3003 Beginning Grammar
- PHM 3004 Number Magic
- PHM 3006 Home Financial Decisions
- PHM 3016 Tax Investment Rec. Keeping
- PHM 3013 Video Games
- PHM 3022 Personal Real Estate
- PHM 3023 Hunt the Wumpus
- PHM 3030 Amazing
- PHM 3031 Attack
- PHM 3032 Blast
- PHM 3052 Tombstone City
- PHM 3053 TI Invaders
- PHM 3054 Car Wars
- PHM 3056 Alpiner
- PHM 3057 Munchman
- PHM 3098 Number Readiness (Mill)
- PHM 3099 Laws of Arithmetic (Mill)
- PHM 3100 Equations (Mill)
- PHM 3101 Formulas (Mill)
- PHM 3112 Parsec

\$6.95

- PHM 3042 Tunnels of Doom (Cass. or Disk)
- PHM 3041 Adventure (Cass. or Disk)
- PHM 3114 Alligator Mix
- PHM 3034 Hustle
- PHM 3037 Hangman

\$19.95

- 99-Writer II (Disk)
- TE-IV + (Disk)
- Editor Assembler
- TI Forth (New Low Price—Ed/Assembler Required)

\$9.95

- PHM 3009 Football
- PHM 3010 Physical Fitness
- PHM 3015 Early Reading (Speech)
- PHM 3043 Reading Fun
- PHM 3046 Reading On
- PHM 3047 Reading Roundup
- PHM 3048 Reading Rally
- PHM 3082 Reading Flight
- PHM 3027 Addition & Subtraction 1
- PHM 3028 Addition & Subtraction 2
- PHM 3029 Multiplication 1
- PHM 3049 Division 1
- PHM 3050 Numeration 1
- PHM 3051 Numeration 2
- PHM 3088 Computer Math Games 6
- PHM 3059 Scholastic Spelling 3 (Speech)
- PHM 3060 Scholastic Spelling 4 (Speech)
- PHM 3061 Scholastic Spelling 5 (Speech)
- PHM 3062 Scholastic Spelling 6 (Speech)
- PHM 3091 Subtraction (Mill)
- PHM 3092 Multiplication (Mill)
- PHM 3093 Division (Mill)
- PHM 3094 Integers (Mill)
- PHM 3020 Music Maker
- PHM 3067 Othello
- PHM 3084 Typing Tutor
- PHM 3177 Facemaker
- PHM 3178 Story Machine
- PHM 3035 Terminal Emulator II

\$38.95

- PHM 3058 Mini Memory (w/Free Mini Writer)
- PHM 3055 Editor/Assembler (w/Free "Widget")
- PHD 5098 TI Forth (Req. ED/Assem)

\$49.95

Complete Adventure series on disk or cassette (Specify)

SPECIAL


We have on hand a limited number of the Classic Black & Silver 99/4A consoles which you may purchase with this offer for \$67.95.

This model will run all 3rd party modules including Navarone, Atarisoft, Romox and Funware.

67⁹⁵ With software purchase
(Reg. 99.95)



* Shipping, Handling & Insurance on this special offer is \$10.00 (Continental U.S.) to any UPS deliverable address. HA, AL, Canada and APO slightly higher.



VISA and MASTERCARD
HOLDERS CALL DIRECT
(818) 366-6631

SEND ORDER AND MAKE CHECKS PAYABLE TO

TEX-COMP™

P.O. BOX 33264 - GRANADA HILLS, CA 91334

Texas Instruments



AUTHORIZED DEALER

TERMS: All prices F.O.B. Los Angeles. For fastest service use cashiers check or money order. Add 3% shipping and handling (\$3.00 minimum). East of Mississippi 4% (Free shipping on all software orders over \$100.00). Prices and availability subject to change without notice. We reserve the right to limit quantities.

NOTE: Payment in full must accompany all orders. Credit Card, Company Check or Money Order for immediate shipment. Personal checks require up to 4 weeks to clear. California prices add 6% sales tax.

MINI-MAG 99 is published monthly by S.O.S. PUBLISHERS, 21777 Ventura Blvd., Suite 203, Woodland Hills, CA 91364. (Tel. 818-704-0145). Subscription rates in U.S. and its possessions are \$20.00 for one year. In Canada and Mexico, add \$8.00 per year. Other foreign countries \$35.00 for one year (surface mail). Single copy price in U.S. and its possessions is \$2.50 and \$3.00 in Canada and Mexico. Foreign subscription payment should be in United States funds drawn on a U.S. bank. Second class postage paid at Woodland Hills, CA 91364.

POSTMASTER: Send address changes to S.O.S. PUBLISHERS, 21777 Ventura Blvd., Suite 203, Woodland Hills, CA 91364.

Manuscripts will be returned only if accompanied by sufficient first class postage and a self-addressed envelope. S.O.S. PUBLISHERS are not responsible for lost manuscripts, photos, or program media.

Opinions expressed by the authors are not necessarily those of MINI-MAG 99. All mail directed to the "Letters to the Editor" column are treated as unconditionally assigned for publication, copyright purposes, and for use in any other publication or brochure, and are subject to MINI-MAG 99's unrestricted right to edit and comment. MINI-MAG 99 assumes no liability for errors in articles or advertisements. The mention of products by trade name in editorial material or advertisements contained in MINI-MAG 99 in no way constitutes endorsement of the product or products by MINI-MAG 99 or the publisher, unless so stated.

Each separate contribution to this issue and the issue as a collective work:

Copyright © 1985 by S.O.S. PUBLISHERS

Copying done for other than personal or internal reference use without the permission of S.O.S. PUBLISHERS is prohibited. Requests for special permission or bulk orders should be addressed to the publisher.

MINI-MAG 99 is a trademark of S.O.S. PUBLISHERS

MINI-MAG STAFF

Editor in Chief Leslyn Tepper
Production Manager Iris Franklin
Advertising Director Kimberley Guest
Contributing Editors Jim Labriola
..... Stuart O. Adler
Cartoonist Gregory Franklin

TABLE OF CONTENTS

Plotting On The TI-99/4A Using the Radio Shack CGP-115 Plotter— Part 2 by Maurice E.T. Swinnen & Thomas Coppens.....	4
TI-Writer (File Management) by Leslyn Tepper.....	8
Why Forth? by Jim Ness.....	16
Tid Bytes to Wet Your Appetite.....	22
Notes.....	25
Enter Routine by Maurice E.T. Swinnen	26



LETTERS TO THE EDITOR

TI-99/4QI CORRECT INFO

CONGRATULATIONS! I was happy to receive the April issue. I wish to correct the info about the TI-99/4QI in the "Letters to the Editor" section. The TI-99/4QI is not a TI code for a specific circuit component and was sold by tens of thousands for over six months.

Let me explain! The 99/4QI is a Quality Improved (hence QI) version of the 99/4A mother board and power supply. On the QI version, many "chips" were integrated into a few and the circuit board layout was modified so that components could be inserted quicker. So we ended up with a computer which was easier to manufacture and superior in quality, but electrically identical to the 99/4A. The 99/4QI was manufactured from August '83 until March '84 and was only available in the beige colored console.

So for all those 99/4A owners tapping the keys of a beige console, you may very well be the owner of a QI.

Richard Payne
Quality Control Engineering
Texas Instruments

P.S. A quick way to spot a QI console is to examine the RF wiper of the I/O port (the port where the peripherals attach). If the metal RF shield is copper (gold colored), you have a 99/4A. If the shield is silver in color, you have a 99/4QI.

Thank you so much, Richard, for clearing matters up for us. We appreciate your interest.

MICROpendium

In the April issue of Mini-Mag 99, you referred to a publication entitled MICROpendium. I have been trying to locate this publication, but no one in this area has ever heard of it, including the local libraries.

I would appreciate any help you can provide in getting the address of the magazine and/or publisher. I am a TI-99/4A owner and understand this magazine has a lot of information on the TI system.

S.P.S., Lubbock, TX

MICROpendium is a publication which covers the TI-99/4A and its compatibles. You can subscribe to it by writing to MICROpendium, P.O. Box 343, Round Rock, TX 78680.

BLANK PAGE

I am fairly new to the computer field and am constantly looking for easy to follow, layman's terms instructions to accomplish various functions on my TI-99. I have expanded to a P-box Disk system with 32k and RS232. I now have a Star SG-10 printer. When using TI-WRITER, I find that the software causes the printer to form-feed a blank page before printing the text. This wastes paper and I would like to know if there is any way to correct that condition?

D.W.T., Mountain Lake Park, MD

You can alleviate the problem of paper waste by leaving your printer off until you have entered all of the information in the Fomatter except the final answer to PAUSE AT END OF PAGE? Here, you must enter Y (for "Yes"), and then press Enter. At this point, "WORKING . . ." appears on your screen. Turn on your printer, then push Enter. Your document will begin to print without feeding the extra page first. In this manner, however, you must push enter to print each page of your document.

There are two products on the market that replace the TI-WRITER cartridge and eliminate this problem. One is produced by Quality 99 Software, 1883 Columbia Rd. #500 Washington, D.C. 20009 and is called QS Writer. The other is produced by TEX-COMP, P.O. Box 33084, Granada Hills, CA 91344 and is called 99-Writer II.

OOPS!

I think you may have made a little typo in your 99 Puzzle Vol. 1, No. 2. Sixth line from the bottom has "TSST" starting on the fifth letter. Since I could not find the four words that use these letters anywhere else, should they be "RAAR?"

D.S., Kimberly, WI

You are so right! Sorry about that!

Continued on Page 13


```

460 PRINT #1:"M";D(K);";";IT :: PRI
NT #1:"D";D(K+1);";";IT :: K=K+
2 :: IF K<1 THEN 460
470 NEXT Y :: NEXT I :: RETURN
480 DATA 100,5,100,4
490 DATA 71-99/4A,40,3,4
500 DATA UIC-20,25,2,7
510 DATA TRS-80,20,1,7
520 DATA ATARI,10,3,7
530 DATA OTHER,5,0,4

```

A plotter, in spite of its ability to draw beautiful doodles, soon loses its attraction, unless it can be put to work on something useful. I wanted to see those equations I was forced to compute in college transformed into curves.

The curves can be shown two ways: in *Cartesian form* (on an X-Y axis) and in *Polar form*.

The first one did not pose too many problems in programming, and the second one was easily derived from the first one by modifying lines 170 and 190:

```

170 PRINT #1:"C";COLOR:"L";
TYPE:"M";F(XMIN)*SIN(XMI
N)*SCHAAL;"",-F(XMIN)*C
OS(XMIN)*SCHAAL :: ON ER
ROR STOP :: GOTO 180

```

```

190 ON ERROR 220 :: XACT=
XACT+DX :: XP=F(XACT)*
COS(XACT)*SCHAAL :: IF
XACT XMAX THEN 230
ELSE YP=F(XACT)*SIN
(XACT)*SCHAAL :: CALL
AFTOP(YP,-240,240)

```

```

100 DEF F(X)=*****
*****
*****
*****
*****
110 CALL CLEAR :: CALL SCREEN(5)::
CALL UCHAR(1,31,1,96):: FOR S
ET=1 TO 12 :: CALL COLOR(SET,2
,16):: NEXT SET
120 CALL INIT :: OPEN #1:"RS232/2.
BA=600"
130 GOSUB 310 :: IGOTO DISPLAY ROU
TINE
140 FLAG=1 :: GOSUB 400 :: IGOTO I
NPUT ROUTINE

```

```

150 CALL AFTOP(TYPE,0,15):: PRINT
#1:CHR$(10):"A":CHR$(10):"N240
",;(XMIN-2)*SCHAAL:"|"
160 XACT=XMIN :: DX=1/RESOL :: ON
ERROR 170 :: PRINT #1:"C";COLO
R:"L";TYPE:"M";F(XMIN)*SCHAAL;
",;-XMIN*SCHAAL :: ON ERROR S
TOP :: GOTO 190
170 RETURN 190
180 IF PLOTTING ROUTINE
190 ON ERROR 220 :: XACT=XACT+DX :
: XP=XACT*SCHAAL :: IF XACT>XMI
AX THEN 230 ELSE YP=F(XACT)*SC
HAAL :: CALL AFTOP(YP,-240,240
)

```

Figure 10, Function Plotting Program.
Written in TI Extended Basic.
This program also requires the 32k extended
memory to run.

Ken my copy is missing this line Marty

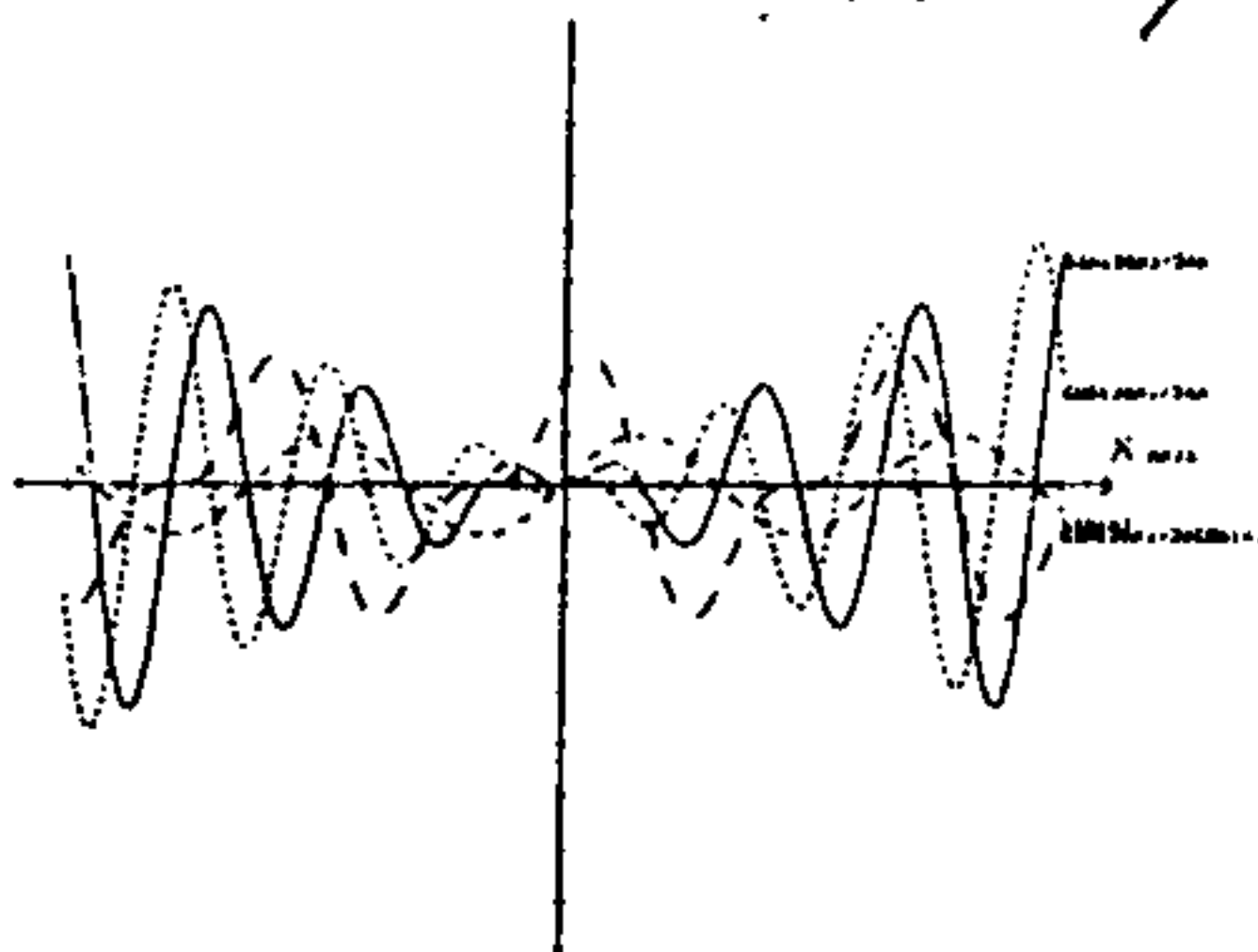


Figure 8, Example of Function Plotting.
The user may choose the function, the
beginning and ending values of X, the axis
graduation, the resolution of the graph, the
colors, the line types, and the number of
functions per graph.

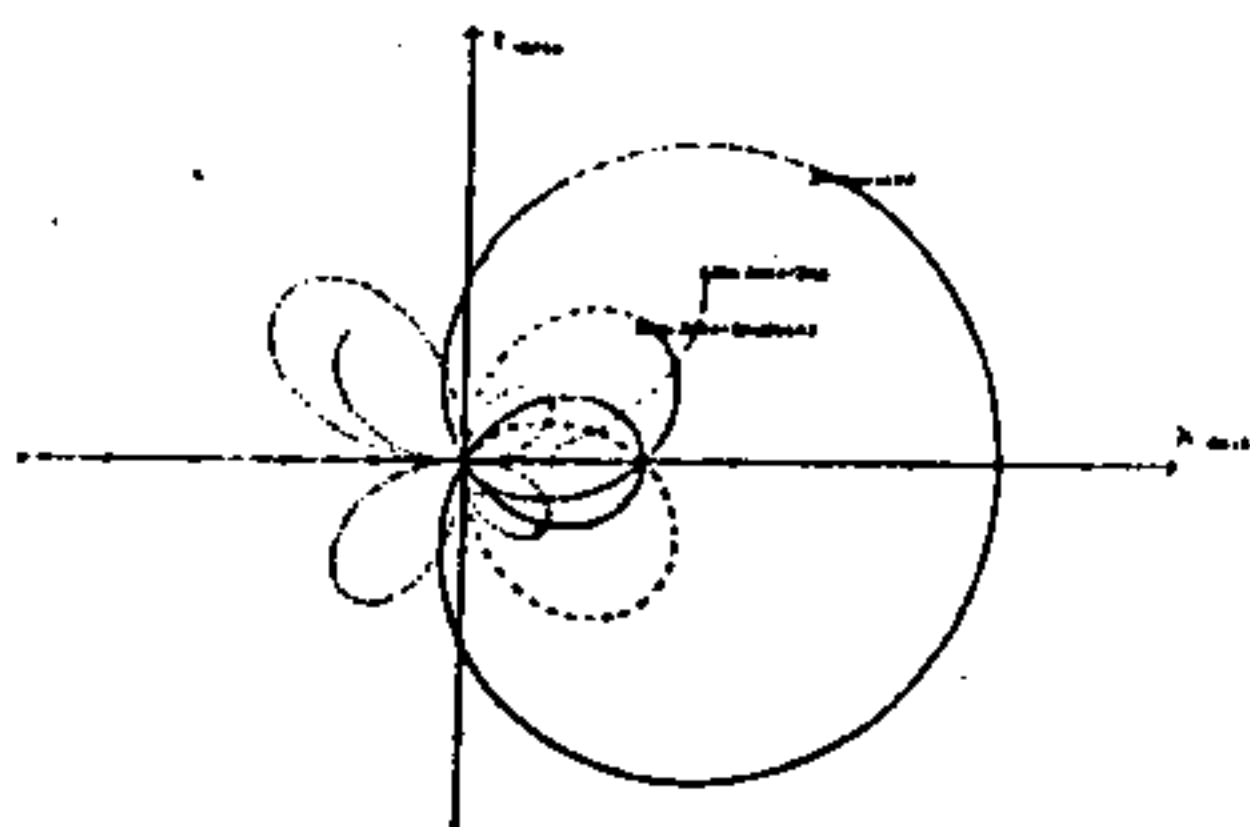


Figure 9, Example of Polar Function
Plotting. Comparing this figure to Figure 8,
note the completely different appearance of
a function such as "SIN (2*X)/2*X" in
Cartesian versus Polar plotting.

```

" "M" :: ULAS=1 ELSE IF ULAG=1
THEN P="M" :: ULAG=0 ELSE P="
D" :: LX=XP :: LY=YP
210 PRINT #1:P;Y;";";-XP :: GOTO
190 :: END WHILE
220 YP=240 :: RETURN 200 :: ERROR
ROUTINE
230 ON ERROR STOP :: PRINT #1:"M";
LY-10;";";-LX:"50":"01":"P";F
:"M"
240 NEW FUNCTION?
250 DISPLAY AT(24,12):"continue? Y
" :: ACCEPT AT(24,27)BEEP SIZE
(-)VALIDATE("Ynyn"):ANTW
255 DISPLAY AT(24,11):: IF ANTW="Y
" OR ANTW="y" THEN GOSUB 310
:: GOSUB 430 :: GOTO 160
260 CALL ASPLIT(SCHAAL,XMIN,XMAX)
270 DISPLAY AT(24,10):"again? Y"
:: ACCEPT AT(24,26)BEEP SIZE(-
)VALIDATE("Ynyn"):ANTW :: DI
SPLAY AT(24,1)
280 PRINT #1:"NO,";-(XMAX+5)*SCHA
L :: IF ANTW="Y" OR ANTW="y"
THEN GOTO 130
290 CALL CLEAR :: END
300 ?
310 DISPLAY AT(3,4):"** FUNCTION P
LOTTING **"
320 DISPLAY AT(7,2):"Minimum value
of X: ";XMIN

```

```

of X: ";XMAX
340 DISPLAY AT(11,2):"Graduation (
cm) : ";SCH
350 DISPLAY AT(13,2):"Resolution (
pts/cm):";RESOL
360 DISPLAY AT(15,2):"Color 1, 2,
3 or 4: ";COLOR+1
370 DISPLAY AT(17,2):"Line type (0
-15) : ";TYPE
380 DISPLAY AT(19,2):"Function: " :
: DISPLAY AT(21,2)SIZE(27):SEG
*(F0,1,27):: IF SEG*(F0,27,20)
<>NULL THEN DISPLAY AT(23,2):S
EG*(F0,27,20)
390 RETURN
400 ACCEPT AT(7,23)SIZE(-)VALIDAT
E(NUMERIC):XMIN
410 ACCEPT AT(9,23)SIZE(-)VALIDAT
E(NUMERIC):XMAX
420 ACCEPT AT(11,23)SIZE(-)VALIDA
TE(DIGIT,"."):SCH :: SCHAAL=SC
H*50
430 ACCEPT AT(13,23)SIZE(-)VALIDA
TE(DIGIT):RESOL
440 ACCEPT AT(15,23)SIZE(-)VALIDA
TE("1234"):COLOR :: COLOR=COLO
R-1
450 ACCEPT AT(17,23)SIZE(-)VALIDA
TE(DIGIT):TYPE
460 ACCEPT AT(23,2)BEEP:G0 :: IF G
0<>NULL AND G0<>F0 THEN F0=G0
:: CALL CODEER(F0)

```

Continued on Page 10

MINI-MAG 99 NOW ACCEPTING ARTICLES AND PROGRAMS

MINI-MAG 99 is looking for articles and/or programs that would be of interest to TI-99/4A Computer Owners and Users.

If you have any new ideas or fresh approaches to the use and/or programming of the TI-99/4A, we would be happy to consider publishing your information.

Suggested subjects are: Applications, hardware, software, education, and games, just to name a few.

Manuscripts must be typed double-spaced and, if your article includes a program, submitted with disks or cassettes (you may use both sides). Manuscripts will be returned only if accompanied by sufficient first class postage and a self-addressed envelope.

SEND TO:
S.O.S. PUBLISHERS
MINI-MAG 99
21777 Ventura Blvd., Suite 203
Woodland Hills, CA 91364

TI-WRITER File Management

By Leslyn Tepper

One of the most important concepts for the TI-WRITER user is that of file management. Good file management will not only save you a lot of time, but it will enable you to become more flexible with your documents.

By using the .IF (Include File) command you can combine several different files into one master file for printing.

Perhaps you have files that must be entered in different ways. For instance, some in fixed mode (i.e., charts and tables) and some in word wrap mode (text).

You can set up each portion of your complete document in a separate file, and then, create a file with all of your necessary parameters (margins, headers, footers, indents, justification, etc.) and call, in order, those files you wish to include in the document. The text formatter will do the rest.

The text formatter considers these files to be a single file. Any formatting commands that are currently in effect when a file is called will remain in effect unless the file has its own commands that cover the same options.

It is important to remember that you cannot "nest" the include file commands. In other words, only the master file can call for each file.

You may not include a file that has an include file command within *its* file.

You can include a file by either the disk name or the disk drive number, but you must be careful to use the correct name or drive number. If you don't, your file will not be found when it is called, which can create a problem when you need your document to be complete. It's always a good idea to keep a list of your file and/or disk names.

There are three major ways to use the Include File to print out strings of files.

The first is the application of several files because of the length of your document. Perhaps you've written a book or a play and you have saved each chapter in a different file. The overall form, however, is the same, and any text formatter commands will apply to *all* of your files.

Therefore, these common commands can be stated in your main file *prior* to any Include File Commands.

.FI(CR)
.AD(CR)
.LM 8;RM 72(CR)
.IN +5(CR)
.PL 59(CR)
.HE Document Title(CR)

Continued on Page 13



TEX-COMP PROUDLY PRESENTS
The Second Generation Version of TI-WRITER:


99-WRITER II \$19.95

Tex-Comp now offers a totally new version of TI-Writer with all the features of the original TI-Writer plus the TI upgrades and a new improved character set and a whole new easy to follow manual. Extended Basic, Editor/Assembler or Mini-Memory loading, and both series and parallel support. Available only from Tex-Comp at \$19.95 + S&H

SPECIAL: With order for 99-Writer II, you can purchase Auto Spell (new version 1.1) for only \$24.95 (Reg. \$34.95)

SPECIAL OFFER—Free Widget with Editor/Assembler

Buy a genuine TI Editor/Assembler at the regular price of \$38.95, and we will include the Navarone "Widget" cartridge Expander (a \$29.95 value) FREE.



\$38.95 + S&H

Editor/Assembler Alone \$19.95

SPECIAL OFFER—FREE MINI-WRITER

When you buy a TI Mini-Memory at the new low price of \$38.95!


MINI-WRITER

A "mini" word processing program. Requires cassette recorder and TI Mini-Memory Module. Full screen text editing. 24 x 40 character "window," 9500 characters per file, moveable copy, save on cassette or disk, fully compatible with all direct connect printers such as Axiom. A low cost word processing system with professional features!



MINI MEMORY

This software cartridge adds memory to your system. Total 14K of memory (6K of GROM, 4K of ROM, 4K of RAM). Mini Memory includes a built-in battery, permitting programs and data stored in RAM to be retained even if module is removed from console.



SPECIAL OFFER TWO FREE Emulator programs with your Modem Purchase!
Buy the MARK III Modem at \$94.95 pp
300 Baud Optional power supply \$10.95 pp


OR the VOLKSMODEM XII with 99/4A Cable at \$229.95 pp
300-1200 Baud Modem complete with cable

and we will include both the TE-II module AND the new TE-IV+ (a \$30 value) at NO EXTRA COST!
TE-IV+ is the all new super terminal emulator program from TEX-COMP. Supports all Baud Rates and can dump to printer or computer. Built-in Buffer. Super fast and easy to use—from STAR SOFT, the creator of the Nibbler. The best 300/1200 Baud emulator program available.

TEIV+ Available separately at \$19.95

SPECIAL: Compuserve starter kit & 5 Free Hours \$19.95 pp

SPECIAL—Source and TEXNET Subscription ONLY \$29.95 with any modem (savings coupon included with modem.)



VISA and MASTERCARD
HOLDERS CALL DIRECT:
(818) 366-6631

SEND ORDER AND MAKE CHECKS PAYABLE TO

TEX-COMP™

P.O. BOX 33084 - GRANADA HILLS, CA 91344

Texas Instruments



AUTHORIZED DEALER

TERMS: All prices F.O.B. Los Angeles. For fastest service use cashiers check or money order. Add 3% shipping and handling (\$3.00 minimum). East of Mississippi 4% (Free shipping on all software orders over \$100.00). Prices and availability subject to change without notice. We reserve the right to limit quantities.

NOTE: Payment in full must accompany all orders. Credit-Card, Company Check or Money Order for immediate shipment. Personal checks require up to 4 weeks to clear. California orders add 6% sales tax.

If you are super neat, you might even do a RESEQUENCE here, but the program will work as is, IF YOU GO THROUGH THE SAME GYMNASTICS AS EXPLAINED ABOVE.

As you can observe in Figures 8 and 9, the plotter writes, on the graph itself, the function (as you entered it) for each curve. Note that the program does NOT recognize implied multiplication. You have to put an asterisk where you want multiplication to occur. Thus

$2\text{COS}(2\text{X})/2\text{X}$

should be entered as

$2*\text{COS}(2*\text{X})/2*\text{X}$

otherwise the program will halt with an error in line 100 called from somewhere else.

If you want to duplicate, as an exercise, the curves in Figure 8, the entered functions were

$\text{SIN}(2*\text{X})/2*\text{X}$

$\text{COS}(2*\text{X})/2*\text{X}$

$\text{SIN}(\text{X})$

and

$\text{SIN}(2*\text{X})+2*\text{COS}(\text{X})$

The minimum value of X was -10 and the maximum was 10, while the graduation was .5cm. A resolution of 5 points per cm is usually adequate.

If you want smoother curves, use 10 points per cm. You will have to wait about twice as long for the plotter to finish.

In Figure 9, the functions were

$2+4*\text{COS}(\text{X})$

$\text{SIN}(2*\text{X})/2*\text{X}$

and

$\text{SIN}(2*\text{X})+2*\text{COS}(\text{X})$

The graduations were chosen 1cm and the limits of X were -6 and 6. In both figures, color and line type can be chosen to match individual taste.

PLOTTER PROGRAMS

Save yourself the time and trouble of typing in all of the plotter programs that we've printed in the Maurice Swinnen articles for the Radio Shack CGP-115 Plotter.

We have put these programs on diskette along with several more of Maurice's programs for a total of 47 plotting programs—23 written in TI Basic and 24 in Extended Basic.

You can even list each program for closer examination—an aid to making the most use out of your TI-99/4A and the CGP-115.

- No typing errors
- No debugging
- 47 programs on 5¼" disk
- Just load and run

Send for your "Plotter Disk" today! Send check or money order for \$5.00* (plus \$2.00** shipping & handling) to:

S.O.S. Publishers
Plotter Programs

21777 Ventura Blvd., Suite 203
Woodland Hills, CA 91364

*California Residents must add the appropriate (6 or 6.5%) sales tax

**Payment in U.S. Dollars, Canadians add \$1.00 postage

**Support
Your
Local
User Group**

TI-WRITER

Continued from Page 8

.FO Page %o(CR)
.IF DSK2.FILE1(CR)
.IF DSK2.FILE2(CR)
.IF DSK2.FILE3(CR)

etc.

If your files have no common parameters, and perhaps go in and out of Fixed Mode, include your text formatter commands in each file and simply use your Master File to call each file in its proper order:

.IF DSK2.FILE1(CR)
.IF DSK2.FILE2(CR)
.IF DSK2.FILE3(CR)

etc.

Finally, if you have several different documents that you wish to print out without having to enter the formatter for each one, you simply set up a Master File to Include each file in the printing.

DATA FILES

Another great technique to save you a lot of time is using what I call "Data Files."

This technique is used while you are in the Text Editor. If you are going to input a document that goes from one setup to another (fixed mode with one set of margins to word wrap with another set of margins), you can first set up two data files with the specific Format Commands required for each section and save each to disk.

When you come to the point in the document where you need to enter this information, simply merge the file into your text buffer.

To do this you go into the Command Level (Function 9) and enter LF (load file), enter the line number in the text buffer after which the file is to be merged, a space, and the

filename of the file to be merged, then press enter.

This is a terrific aid because you don't even have to set up these files in advance. You can be typing in your document, come to a portion that you feel you will need to use several times and, at that point, save the portion you want to use in a data file.

Go into command level (Function 9) and enter SF (save file), then type the number of the first line you wish to save, a space, the number of the last line you wish to save, a space and any valid filename.

These are just a few ways of saving you time and keeping your files more organized. Whether you wish to print a portion of a document or the entire thing, you will have a better grip on how to do it with good file management "under your belt."

LETTERS

Continued from Page 3

PEB MODIFICATION

In reviewing the articles contained in the March '85 issue of Mini-Mag, I found I had a couple of questions regarding the P-Code Problems article by W.R. Moseid.

Mr. Moseid indicated two solutions to improving ventilation and reducing noise level for the PEB.

1. "Replace existing fan with fan from TI Professional Computer." Is there a part number that can be referred to? Any modifications to TI-99/4A PEB?

2. "Cut a circle out in the PEB and place a wire shield in the hole." Where should the hole be cut? What size hole?

Thank you for your cooperation and assistance in this request.

R.L.S., Louisville, KY

Since those recommendations were received, I was advised by a TI exchange center that any modification will void the warranty and may even prevent out-of-warranty exchange. If noise or cooling is a real problem, you should remove the fan, take it to an electronics surplus store, and look for one of the same voltage that is more efficient and quieter.

Texas Instruments TI-99/4A - COMPUTERS, COMPONENTS AND SOFTWARE

TEX+COMP

Proudly Introduces
America's Number One TI computer retailer

The COMPLETE... Adventure Series

For the Texas Instruments Home Computer... by SCOTT ADAMS

ALL 12 ADVENTURE PROGRAMS
PLUS 1 NEW BONUS ADVENTURE
ONLY \$49.95
ON CASSETTE OR DISKS
Never Before Pricing!

ATTENTION TI OWNERS,

By special arrangement with Texas Instruments and Adventure International, TEX-COMP offers the entire 12-volume series of Scott Adams' Adventure for the TI-99/4A Home Computer at a special package price of only \$49.95. Save hundreds of dollars off the original suggested retail price. The Scott Adams Adventure Series, produced for every major brand of home and personal computer, is recognized as the leading name in adventure gaming.

You only need the TI-99/4A (or 99/4) console and a tape recorder or disk drive storage capability. Insert the TI Adventure Module into the console and load the particular game

you want to play from cassette or disk. You are transported to another time and place where two-word commands allow you to manipulate objects and perform acts as if you were actually there. The object of each game varies as the games themselves do. It may take hours, days or even months. Like a good novel, you can lay it down and then continue where you left off. Save the game on cassette or disk and then recall it.

TEX-COMP makes TI adventuring inexpensive and exciting, and offers complete supporting products - TI Adventure Command Module, only \$6.95, and the Official Scott Adams Adventure Hint Book, only \$7.95.

BE SURE TO SPECIFY DISK OR CASSETTE WITH YOUR ORDER!

THE ADVENTURES...

- #1 ADVENTURELAND - Wander through an enchanted realm and try to uncover the 13 lost treasures. There are wild animals and magical beings to reckon with as well as many other perils and mysteries. This is the Adams Classic that started it all! Difficulty Level: Moderate
- #2 PIRATE ADVENTURE - Only by exploring this strange island will you be able to uncover the clues necessary to lead you to your elusive goal - recovering the lost treasures of Long John Silver. Difficulty Level: Beginner
- #3 ADVENTURE #3 - In this exciting Adventure, time is of the essence as you race the clock to complete your mission in time - or else the world's first automated nuclear reactor is doomed! If you survive this challenging mission, consider yourself a true Adventurer! Difficulty Level: Advanced
- #4 VOODOO CASTLE - The Count has fallen victim to a fiendish curse placed on him by his enemies. There he lies, with you his only possible hope. Will you pull off a rescue, or is he really down for the Count? Difficulty Level: Moderate
- #5 THE COUNT - It begins when you awake in a large brass bed in a castle somewhere in Transylvania. Who are you, what are you doing here and WHY did the postman deliver a bottle of blood? Difficulty Level: Moderate
- #6 STRANGE ODYSSEY - At the galaxy's rim, there are rewards aplenty to be harvested from a long-dead alien civilization, including fabulous treasures and advanced technologies far beyond human ken! Prepare yourself for the incredible! Difficulty Level: Moderate
- #7 THE MYSTERY FUN HOUSE - As Adventure #7 begins, you find

- yourself hopelessly lost in the middle of a carnival fun house. While escape may elude you, one thing is very clear - you're NOT here to have a good time! Difficulty Level: Moderate
- #8 PYRAMID OF DOOM - This is an Adventure that will transport you to a dangerous land of crumbling ruins and trackless desert wastes into the PYRAMID OF DOOM! Jewels, gold - it's all here for the plundering - if you can find the way! Difficulty Level: Moderate
- #9 GHOST TOWN - You must explore a once-thriving mining town in search of the 13 hidden treasures. With everything from rattlesnakes to runaway horses, it sure ain't going to be easy! Includes a special bonus scoring system too! Difficulty Level: Advanced
- #10 SAVAGE ISLAND PART I - A small island holds an awesome secret - will you be able to discover it? This is the beginning of a two-part Adventure (The story continues in SAVAGE ISLAND PART 2, ADVENTURE #11) NOTE: This one's a toughie - for experienced Adventurers only! Difficulty Level: Advanced
- #11 SAVAGE ISLAND PART II - The suspense begun in Adventure #10 now comes to an incredible conclusion with SAVAGE ISLAND PART II! This Adventure requires you to have successfully finished #10, where you were given the secret password to begin this final half! NOTE: For experienced Adventurers only! Difficulty Level: Advanced
- #12 GOLDEN VOYAGE - The king has near death in the royal palace. You have only three days to bring back the elixir needed to rejuvenate him. Journey through the lands of magic fountains, sacred temples, stormy seas and gold, gold, GOLD! This one is for experienced Adventurers only! Difficulty Level: Advanced



EXTRA VALUE BONUS

WITH EACH ADVENTURE SERIES ORDER ON CASSETTE OR DISK, TEX-COMP IS INCLUDING THE LATEST ADVENTURE FROM EUROPE... "KNIGHT IRONHEART"... WHICH SELLS FOR \$9.95 IN THE BIG TEX-COMP CATALOG... (REQUIRES MODULE)

TI ADVENTURE COMMAND MODULE

This module is required to use the games advertised on this page. If you do not already have it, it may be purchased from TEX-COMP for only \$6.95. Adventure Module PHM3041..... \$6.95

RETURN TO PIRATE'S ISLAND

The sequel to Pirates Adventure is now available from TEX-COMP on a self contained module with graphics! PHM3189..... \$11.95

New Announcing The TI-99/4A


ADVENTURE EDITOR 29⁹⁵

NOW WRITE AND EDIT YOUR OWN GAMES FOR THE TI ADVENTURE MODULE!

TEX-COMP is proud to announce the 99/4A Adventure Editor - an all new program which allows you to write your own adventure programs - Scott Adams move over! This disk or cassette based program allows:

1. Any existing adventure for the 'Adventure' command module to be edited, altered, listed, and copied from any storage medium to any other storage medium (i.e., tape to disk or vice versa).
 2. New adventure games can be created freely, using a 'template' game as a start-up step. These games can be conceived using the full power and capabilities of the TI 'Adventure' command module.
- The program is written for 'Mini-Memory' or 'Editor-Assembler' command modules (cassette or disk) and offers a full screen editor and a special easy-to-use, mnemonic language called A.P.L. (Adventure Programming Language), and comes with a complete and detailed 75-page manual. TEX-COMP is also organizing a new TI Adventuring Users Group which will allow low-cost exchange of user-written adventures between members.

Specify Mini-Memory (Cassette) or Editor Assembler (Disk) Versions



VISA and MASTERCARD HOLDERS CALL DIRECT: (818) 366-6631

SEND ORDER AND MAKE CHECKS PAYABLE TO:

TEX+COMP
P.O. BOX 33884 - GRANADA HILLS, CA 91304

Texas Instruments



AUTHORIZED DEALER

add 3% for credit card orders

24 Hour Order Line

TERMS: All prices F.O.B. Los Angeles. For fastest service use cashiers check or money order. Add 3% shipping and handling (\$3.00 minimum). East of Mississippi 4 1/2%. (Free shipping on all software orders over \$100.00). Prices and availability subject to change without notice. We reserve the right to limit quantities.

NOTE: Payment in full must accompany all orders. Credit-Card, Company Check or Money Order for immediate shipment. Personal checks require up to 4 weeks to clear. California orders add 8 1/2% sales tax.

ADVENTURE HINT BOOK

Our hint book provides clues and solutions to help you out of those sticky spots you have gotten into, while still enabling you to solve the Adventure yourself. So if you can't seem to get out of the bog, or locate the Pharaoh's heart, then you've come to the right place for help. This edition includes hints for all SCOTT ADAMS Adventures 1 - 12. There is also a special section on the making of Adventure Maps. For those that just want answers, there is a solution section, too. But don't worry. All clues and solutions are specially encoded so that the only time you can get a clue or answer is when you want one.

Buy now and SAVE Hint Book \$7.95

SPECIFY DISK OR CASSETTE VERSION

WHY FORTH?

The Pros and Cons of the Forth Language, From the Standpoint of Someone Who Doesn't Use It.

by Jim Ness

During the last few years a number of relatively new programming languages have been fighting for the limelight, calling themselves the most user-friendly thing to come around since Jody Foster in Taxi Driver.

The big claim is always

“... WITH THE SPEED OF ASSEMBLY LANGUAGE, BUT THE EASE OF BASIC.”

Nice try. Nothing is as fast as assembly language, and few are as easy as Basic.

But my experience with Forth has convinced me that a language can come close to fulfilling those promises. I am not going to go into a big spiel about “Threaded Interpretive Languages” which would be tough to understand.

Let me put it this way, for those of you who have used assembly language called from a Basic or XBasic program, the closest thing to a Forth-type language would be a Basic program that has lots of CALL LINK statements in it.

Each Forth command, or “Word,” is represented in the computer as a group of assembly language routines.

Each routine has its own word to represent it, call a “Primitive.”

A useful Forth command is built by “threading” a number of primitives together. You end up with one word that really represents a bunch of simpler words.

Forth remembers all your definitions in a “dictionary,” so it is always able to know what you are asking it to accomplish.

The point of all this explanation is to show that there is a lot of overhead—a lot of back-checking that has to be done for each upper level Forth word that is executed.

Therefore, no, it is not as fast as an assembly language program that is designed to do the same thing.

But it IS fast. Faster than Pascal, MUCH faster than Basic, even the compiled Basic available for the TI. Now, to confuse you even more, it is SLOW!

TI-Forth only holds 5k of program in memory at one time. Sound small? Actually, if you come up with one Forth word that represents, for instance, a word processor program, all you need is that one word as your whole program. Who needs lots of memory?

The fact is, most of the memory is taken up by the dictionary, to remember all of your definitions. You must load in your entire dictionary to run the program.

That's called “compiling” a Forth program. And for a complicated program, it can be very time-consuming.

So, say you decide to run your Forth word processor. You crank up the computer and expansion box, put your Editor/Assembler or Mini-Memory cartridge in, put your Forth disk in, and Load and Run “DSK1.FORTH.”

In about 15 seconds, the program has SCR3 loaded (SCR3 is supposed to be the auto-loaded screen, so if you want a program to crank right up, you put the beginning there).

Now, it starts compiling. If all

your definitions do not fit onto SCR3 (1k of memory), your words in SCR3 direct Forth to the next screen. The disk drive loads another.

For a long program, you may be waiting for a good deal of time, while screen after screen gets loaded and compiled.

This is the slow part of the Forth language. Since Forth was designed to work with small computers, it uses the disk drives a lot to store info, instead of computer RAM.

It can be very distracting to have to put up with waiting for the disk drives to do their stuff. I hate it. I also hate the manual. I also hate making a boo-boo, and having to turn off the computer and reload the whole thing because of a program lock-up.

But there ARE advantages to Forth.

Forth gives you much better access to the video display area of your computer. You can use all 4 display modes with Forth.

The standard graphics mode
40-column text mode
Multicolor mode
Bit-Graphics mode

You also have more control of peripherals—faster file access; ability to use modes of file handling not available to Basic programmers; much faster arithmetic routines, both floating point and 8/16/32 bit numbers; and faster loops, for instance count to 10,000 in a loop in about 5 seconds.

Why not program in a Forth version of assembly language. It runs at Forth speeds, but uses a vernacular similar to real assembly language.

In short, Forth allows you to do anything that CAN be done on your machine, anything that you could do in assembly language. The difference is just speed.

If you are familiar with assembly language programming, and are

comfortable using it, then Forth is a waste of your time. You can come up with assembly language routines that are cleaner and faster than the same in Forth, and with about the same amount of effort.

If you don't feel comfortable with assembly language, but want to get more out of your machine, try Forth.

Don't expect to learn Forth as fast as you learned Basic, but with a little work, you should be able to do some unbelievable things.

The TI manual leaves a lot to be desired. Remember that TI released this product after they announced their withdrawal from the market.

The product was not yet finished. So the software has a couple of bugs, and the manual is not a friendly piece of literature. There is a disclaimer at the front of the manual.

If you are really interested in Forth, there is also an independent product out produced by WYCOVE.

NEXT ISSUE:

- Business Utility Program—Part 1
- TI-Writer
- Re-defining Characters
- New products
- Notes & News

MINI-MAG 99